

DFW AIRPORT TERMINAL MAP

-  **SKYLINK**
-  **TERMINAL LINK BOARDING REGIONS**
-  **TEXRAIL**
-  **INSIDE SECURITY**



SCAN FOR SCHEDULE

801 Grove Street  
Fort Worth, Texas 76102

RIDE [TRINITYMETRO.org](http://TRINITYMETRO.org)  
817.215.8600

 @TRINITYMETRO 



TRINITY METRO  
**TEXRail**

## TEXRAIL FROM DFW AIRPORT

TRINITY  METRO®

JUNE 2022

## IN THE KNOW


### LUGGAGE


**ARRIVALS FOR TERMINALS A, C, D & E**  
If you have checked bags, pick them up in Baggage Claim and use Terminal Link to transfer to Terminal B. If you don't have any checked bags, transfer to Terminal B via Skylink.

**ARRIVALS FOR TERMINAL B**  
Exit the secured area and follow "Rail to Fort Worth" signs to access DFW Airport Terminal B Station to catch Trinity Metro TEXRail. If you have checked bags, be sure to pick them up at your assigned Baggage Claim.

### DFW AIRPORT SERVICES

DFW Airport offers two free services to travel between terminals. You are inside the secured area after you have completed Transportation Security Administration (TSA) screening or if you have deplaned at any gate within a terminal. All Baggage Claims are outside the secured area.

 **SKYLINK (INSIDE SECURITY)**  
Skylink is a light rail train that connects all five terminals and is the shortest route to your stop while inside of the secured area. Listen for the "Rail to Fort Worth" announcement to make sure you are exiting at the correct stop in Terminal B.

 **TERMINAL LINK (OUTSIDE SECURITY)**  
Terminal Link, located outside of the secured area, is a shuttle van that leaves every 10 minutes between all terminals. Follow the Terminal Link signs to the nearest pick-up/drop-off area, located outside on the upper level, except for Terminal D, where it is situated on the lower level.

# FINDING YOUR WAY TO **TEXRAIL**

## SKYLINK

**BEST SUITED FOR** passengers who need to get to Terminal B and who have just arrived at their gate and **do NOT have checked bags** to retrieve.

**THE EASIEST WAY** to catch a ride on Skylink is to look for the Skylink icons throughout the terminal to point you in the right direction. Don't worry if you miss a Skylink train. Your next ride should arrive within the next two minutes, and Skylink operates 24 hours a day. Your average travel time will be five minutes.

### BOARDING LOCATIONS



#### Terminal A

- Between gates A13 and A16
- Between gates A29 and A34

#### Terminal C

- Between gates C8 and C12
- Between gates C27 and C32

#### Terminal D

- Between gates D11 and D20
- Between gates D24 and D34

#### Terminal E

- Between gates E8 and E11
- Between gates E31 and E32

### ARRIVING AT TERMINAL B

Once you have transferred to Terminal B via Skylink, exit the train at gates **B28 – B31** and proceed down the escalator or elevator. On the lower level, head toward Bag Claim **B29, B30** to exit the terminal.

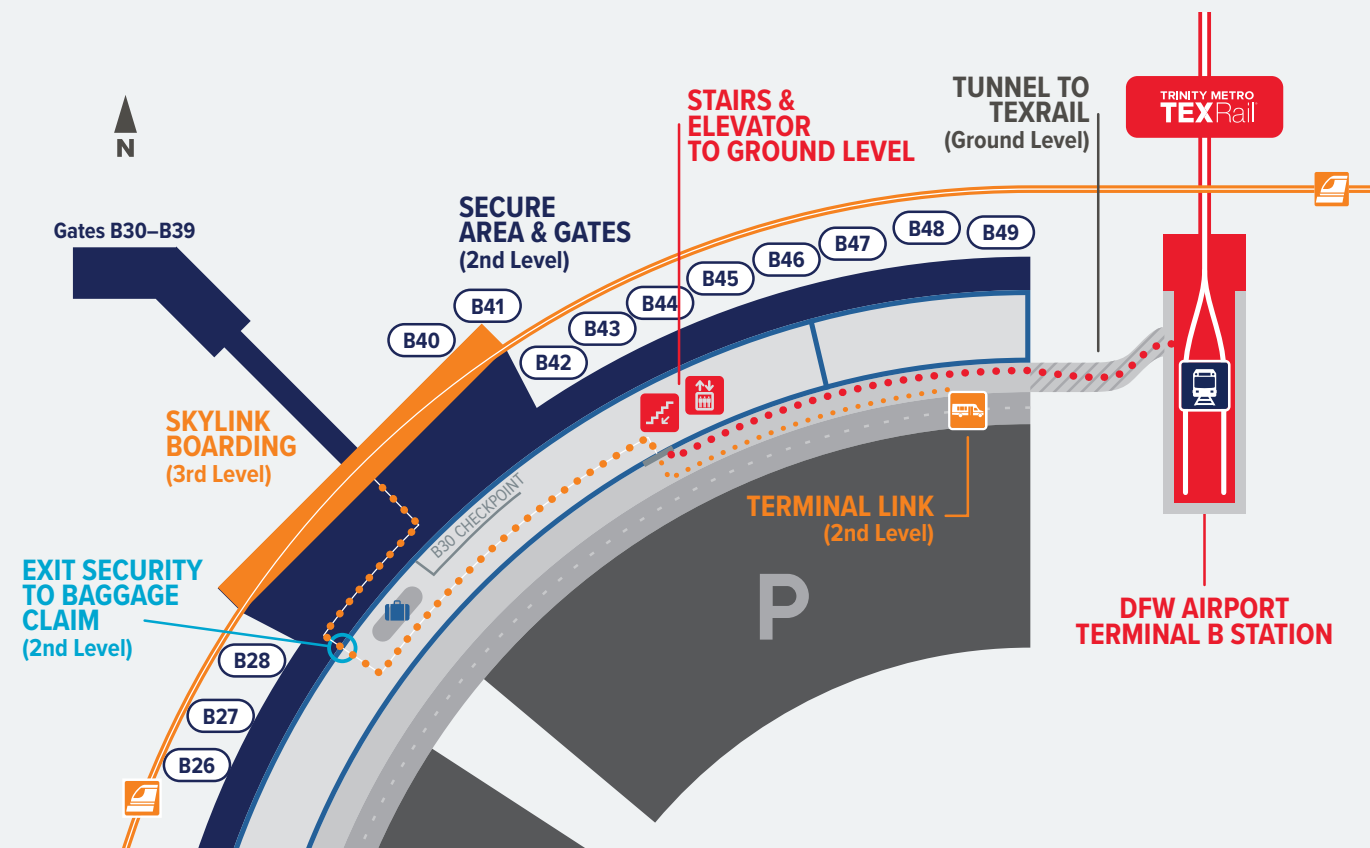
## TERMINAL B

**IF YOU ARE IN TERMINAL B** you are already near TEXRail and you are almost ready to ride.

**THE EASIEST WAY** to get to the TEXRail station is to proceed to the lower level at Entry **B43**.

Be sure to grab your checked bags from Baggage Claim and then head to the TEXRail boarding platform, located outside of Terminal B on the ground level. An elevator and stairwell are located at the B43 entry point. Once you have exited at the lower level, turn **LEFT** and follow the sidewalk. Signs showing 'Rail to Fort Worth' are placed along the way. Continue through the tunnel and purchase your boarding ticket from the ticket vending machines at the end of the tunnel before boarding the train. TEXRail trains depart the station every 30 minutes during peak travel times and each hour during non-peak times.

*If you continue across the tracks and left down the sidewalk, you can head toward Terminal A, where you can board the DART Orange Line to Dallas.*



## TERMINAL LINK

**BEST SUITED FOR** passengers who need to transfer to Terminal B and who have arrived at their gate and **have checked bags** to retrieve.

**THE EASIEST WAY** to catch a ride on Terminal Link is to collect your bags in Baggage Claim and exit the terminal on the departures level (except for Terminal D, where the exit is on the same level as Baggage Claim). Look for the Terminal Link icons to guide you to the closest stop.

### BOARDING LOCATIONS



#### Terminal A

- Entry A10 serving gates A1-A20
- Entry A29 serving gates A21-A39

#### Terminal C

- Entry C4 serving gates C1-C20
- Entry C30 serving gates C21-C39

#### Terminal D

- Entry at lower level D17 serving gates D1-D22
- Entry at lower level D24 serving gates D23-D40

#### Terminal E

- Entry E12 serving gates E2-E18
- Entry E34 serving gates E20-38

### ARRIVING AT TERMINAL B

Once you have transferred to Terminal B via Terminal Link, exit the bus at shuttle stop **B47**. Head inside at Entry B43 and take the stairs or elevator down to the lower level, exiting at Entry LL B43.